




Short term plan: term 4

Unit 8: Our neighbourhood		Lesson 86	
Teacher name: Ussakhova A.N.			
Date: 14.04.25 15.04.25			
Grade: 6 “Z” 6 “D”		Number present: 13	absent:
Lesson title	Reading: Buildings above the clouds		
Learning objectives	6.3.1.1 provide basic information about themselves and others at sentence level on an increasing range of general topics 6.2.4.1 understand the main points of supported extended talk on a range of general and curricular topics 6.5.1.1 plan, write, edit and proofread work at text level with support on a limited range of general and curricular topics		
Lesson objectives	Learners will be able to: -introduce the topic - predict the content of the text - read for specific information		
Value links	Respect(Сыйластық) - treating people with respect, value and courtesy. Especially apologising them where the situation calls for it.		
Plan			

Stages / Time	Teachers actions	Students actions	Assessment criteria	Resources
Beginning of the lesson Warming-up  3 min. <i>Pre-learning «Brainstorming» method</i> 7 min. Respect (Сыйластық)	<p>Organization moment : 1.Greeting. Ask about the weather. The teacher sets the lesson objectives, letting students know what to anticipate from the lesson.</p> <p>Warming up Where are you from? How old are you? What color is it? How many students are there in class? What day of the week today?</p> <p>Lead – In</p> 	<p>The aim: To develop pupils speaking skills and create friendly atmosphere</p> <p>Efficiency: By wishing each other they feel better and feel the support of others</p> <p><i>Students of the class are listed.</i></p> <p><i>Students' attention is drawn to the lesson.</i></p> <p><i>Students say different words from the picture</i></p> <ul style="list-style-type: none"> •Learners remember previous lesson vocabulary •Learners answer the questions 	<p>The teacher to assess learners for their ability. “Good job! Well done!” <i>Formative Assessment</i></p>  <i>Good job!</i> Assessment criteria make basic statements related to personal information, match places to continents	<p>Pictures</p> <p>worksheet</p> <p>Picture</p>

<p>Middle of the lesson</p> <p>Presentation part.</p> <p>30 min</p>	<p>Ex1 P:92</p> <p>• Play the recording and tell Ss to imagine they are in one of the tall buildings in the pictures.</p> <p>Ask various Ss around the class to say how they feel.</p> <p>Polyglot</p> <table><tr><td>Ұлт</td><td></td><td></td></tr><tr><td>ық сана</td><td></td><td></td></tr><tr><td></td><td>Respect</td><td></td></tr><tr><td></td><td></td><td>Национал</td></tr><tr><td>күнды</td><td></td><td>темпер:</td></tr><tr><td>лық</td><td></td><td></td></tr></table> <p>Ex: 2 P: 92</p> <p>• Elicit what, if anything, Ss know about skyscrapers, and where the term came from.</p> <p>Play the recording. Ss listen and follow the text in their books and find out</p> <p>Differentiation: «Verbal support» method is used to help Ss use new words in the sentences.</p> <p>Ex: 3 P: 92</p> <p>•Ask Ss to use the Word List to look up the meanings of the words in the Check these words box, then allow Ss some time to read the text and answer the questions.</p> <p>Read out the Did you know? box.</p> <p>Check Ss' answers around the class.</p> <p>Conclusion during the lesson some tasks differentiated by outcomes of the students and by their abilities.</p>	Ұлт			ық сана				Respect				Национал	күнды		темпер:	лық			<p>• Learners listen to music. Answer the question.</p> <p>ANSWERS</p> <p>I can see other tall buildings below me, but all around I can see only the sky and some cloud I feel scared to be so high up./I feel excited. It's like I'm on top of the world</p> <p>• Learners listen to find out. Answer the question.</p> <p>ANSWERS</p> <p>Skyscrapers are tall buildings made from steel. The word 'skyscraper' comes from the name sailors gave to the tallest mast on a ship.</p> <p>• Learners read the text answer the question.</p> <p>ANSWERS</p> <p>1 Bricks weren't strong enough and they didn't have steel or elevators.</p> <p>2 From the 1880s.</p> <p>3 People could build tall buildings without worrying how to get to the top.</p> <p>4 They needed living space and offices for business.</p> <p>5 Because many ex-sailors worked on them and it is their word for the tallest mast on a ship.</p> <p>6 One floor a day.</p> <p>7 You can find shops, offices, apartments and a hotel</p>	<p>Descriptor:</p> <p>- listen to music.</p> <p>- answer the question</p> <p>Total: 2 point</p> <div></div> <p>Self assessment</p> <p>Descriptor:</p> <p>- listen to find out</p> <p>- answer the question</p> <p>Total: 2 point</p> <p>Descriptor:</p> <p>- read the text</p> <p>- answer the question</p> <p>Total: 2 point</p> <p>-Make CCQ questions</p> <p>Yes / No</p>	<div></div> <p>Card</p> <p>Worksheet</p> <p>Students book</p>
Ұлт																						
ық сана																						
	Respect																					
		Национал																				
күнды		темпер:																				
лық																						
<p>End of the lesson</p> <p>5 min</p>	<p>FEEDBACK</p> <p>Learners provide feedback on what they have learned at the lesson.</p>	<div><p>The lesson was great. I've worked actively</p><p>The lesson was ordinary. I have got some questions</p><p>The lesson was uninteresting. I didn't understand the lesson</p></div>	<p>Poster Success</p> <div></div>																			

